


Bombard


2024



EXPLORER




420




500






550











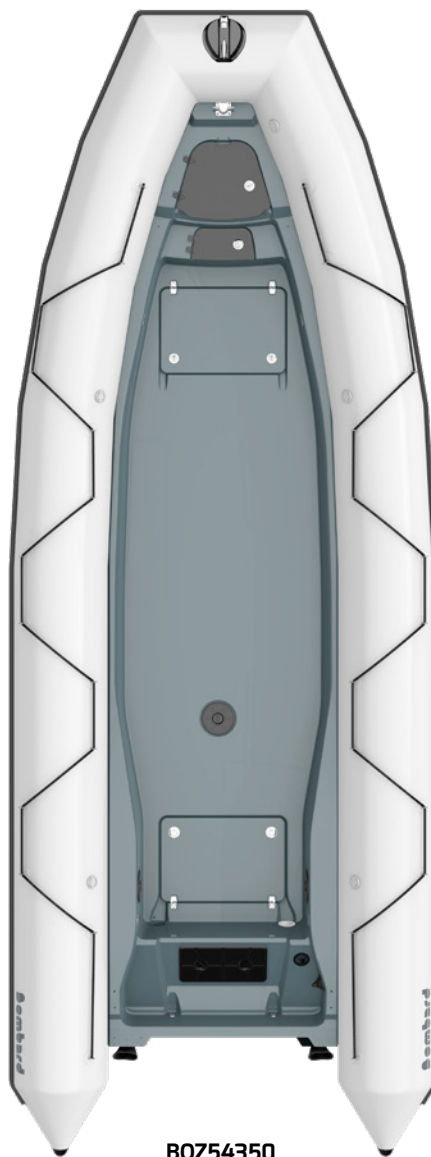
600



700

700

	250 hp Posibilidad de bimotozación, contacte su distribuidor. Possible twin-engine, contact your dealer. Possibilità di una doppia motorizzazione, si rivolga al rivenditore. Possibilitè d'une bi-motorisation, contactez votre revendeur.
	6,90 m
	2,54 m
	820 kg
	16
	1.960 kg
	HYPALON™ NEOPRENE™
	200 L Integrado Integrated Integrato Intègré




BOZ54350

EQUIPAMIENTO OPCIONAL OPTIONAL EQUIPMENT EQUIPAGGIAMENTO OPZIONALE EQUIPEMENT OPTIONNEL

CONSOLAS **CONSOLE** **CONSOLLE** **CONSOLE**
 Con caja de dirección With Steering helm Con scatola di sterzo Avec boîte de direction



BOZ61749



BOZ61783

ASIENTOS **SEAT** **SEDILE** **SIÈGE**



BOZ61843 



BOZ61844



BOZ61608 



BOZ61845

OTROS **OTHERS** **ALTRI** **AUTRES**



BOZ61834

600



150 hp



5,98 m



2,47 m



390 kg



13



1.580 kg



STRONGAN™
DUOTEX™



BOZ54343

BOZ54344

EQUIPAMIENTO
OPCIONAL

OPTIONAL
EQUIPMENT

EQUIPAGGIAMENTO
OPZIONALE

EQUIPEMENT
OPTIONNEL

CONSOLAS

Con caja de dirección
y cable

CONSOLE

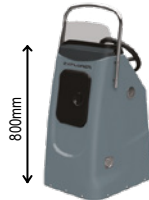
With Steering helm
and cable.

CONSOLE

Con scatola di sterzo e cavo.


CONSOLE

Avec boîte de direction
et câble.



800mm

BOZ61749



1000mm

BOZ61783

CONSOLAS CON
DEPÓSITO

Con caja de dirección.

CONSOLE
WITH TANK

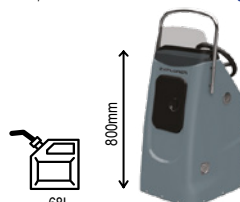
With Steering helm.

CONSOLE CON
SERBATOIO

Con scatola di sterzo.

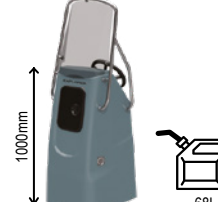
CONSOLE AVEC
RESERVOIR

Avec boîte de direction.



800mm

BOZ61748



1000mm

BOZ61784

ASIENTOS

SEAT

SEDILE

SIÈGE



BOZ61843



BOZ61844



BOZ61845

OTROS

OTHERS

ALTRI

AUTRES



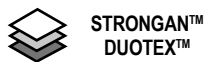

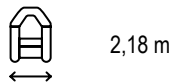
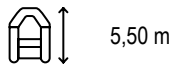
BOZ1167



BOZ61834

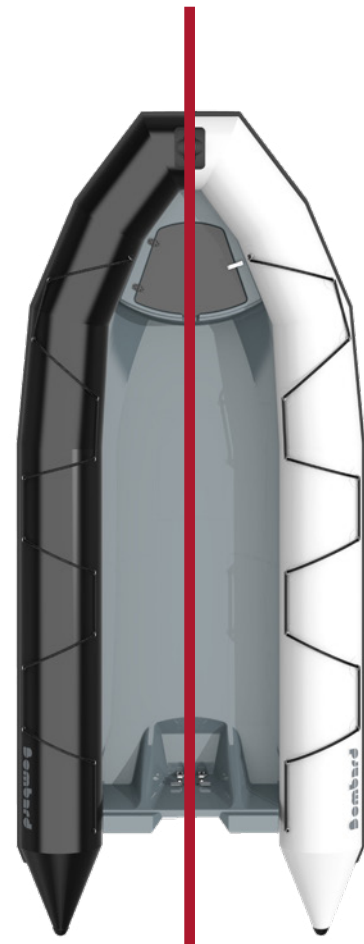
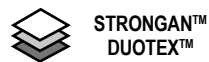
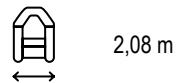
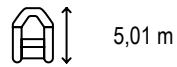
550

500



BOZ54339

BOZ54340

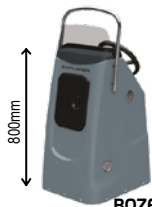


BOZ54335


BOZ54336

**EQUIPAMIENTO
OPCIONAL****OPTIONAL
EQUIPMENT****EQUIPAGGIAMENTO
OPZIONALE****EQUIPEMENT
OPTIONNEL****CONSOLAS**

Con caja de dirección y cable.

**BOZ61749****CONSOLE**

With Steering helm and cable.

**BOZ61783****CONSOLLE**

Con scatola di sterzo e cavo.

CONSOLE

Avec boîte de direction et câble.

JOCKEY

Con caja de dirección y volante.

With Steering helm and steering wheel.

Con scatola di sterzo e volante.

Avec boîte de direction et volant.

**BOZ61785****CONSOLAS CON DEPOSITO**

Con caja de dirección.

CONSOLE WITH TANK

With Steering helm.

CONSOLLE CON SERBATOIO

Con scatola di sterzo.

CONSOLE AVEC RESERVOIR

Avec boîte de direction.



68L

800mm

**BOZ61748**

1000mm

**BOZ61784**

68L

ASIENTOS**SEAT****SEDILE****SIÈGE****BOZ61843****BOZ61844****BOZ61845****OTROS****OTHERS****ALTRI****AUTRES****BOZ1167****BOZ61834**

420



50 hp



4,20 m



1,90 m



165 kg



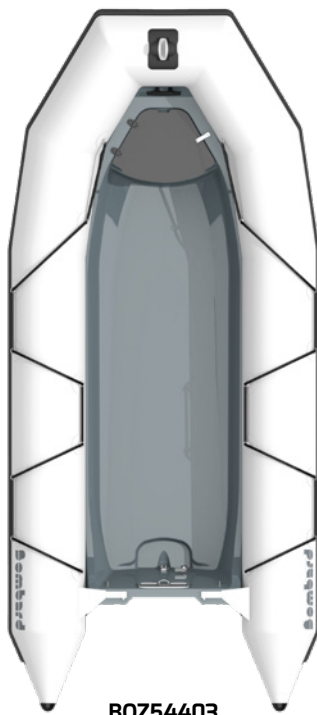
7



780 kg



STRONGAN™
DUOTEX™



BOZ54403

EQUIPAMIENTO
OPCIONAL

OPTIONAL
EQUIPMENT

EQUIPAGGIAMENTO
OPZIONALE

EQUIPEMENT
OPTIONNEL

CONSOLAS

Con caja de dirección
y cable

CONSOLE

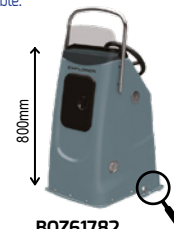
With Steering helm
and cable.

CONSOLLE

Con scatola di sterzo e cavo.

CONSOLE

Avec boîte de direction
et câble.



BOZ61782

JOCKEY

Con caja de dirección y
volante.

With Steering helm
and steering wheel.

Con scatola di sterzo e
volante.

Avec boîte de direction
et volant.



BOZ61785

ASIENTOS

SEAT

SEDILE

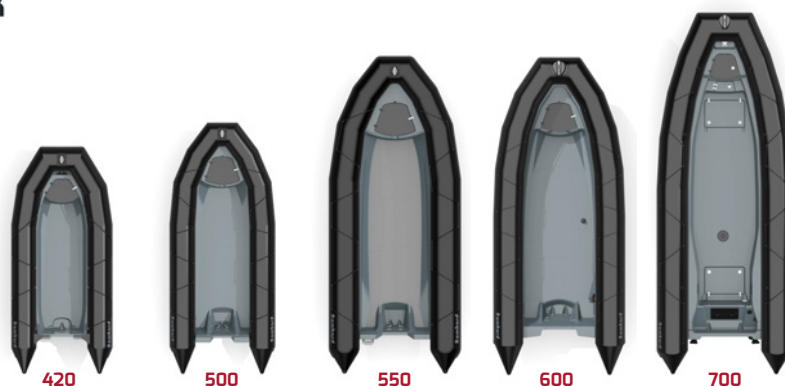
SIÈGE



BOZ61843




EXPLORER




Eslora	Length overall	4.2 m - 13' 9"	5,01 m - 16'4"	5,5 m - 18'1"	5,98 m - 19'8"	7 m - 22' 8"	Lunghezza esterna	Longueur extérieure
Longitud habitable	Inside length	2.90 m - 9'6"	3,6 m - 11'10"	4,1 m- 13'5"	4,47 m - 14'8"	5,71 m - 18' 9"	Lunghezza abitabile	Longueur habitable
Manga	Width overall	1.90 m - 6'3"	2,08 m - 6'10"	2,18 m- 7'2"	2,47 m - 8'1"	2.54 m - 8' 4"	Larghezza esterna	Largueur extérieur
Anchura habitable	Inside width	0.95 m - 3'1"	1,08 m - 3'7"	1,18 m - 3'10"	1,37 m - 4'6"	1.39 m - 4'7"	Larghezza abitabile	Largueur habitable
Diámetro del flotador	Buoyancy tube diameter	0.455 m	0,5 m - 1'8"	0,5 m - 1'8"	0,55 m - 1'10"	0.575 m - 1'11"	Diametro del tubolare	Diamètre du flotteur
Número de pasajeros (ISO)	Number of passengers (ISO)	7	10	14	13	5/16	Numero passeggeri (ISO)	Nombre de passagers (ISO)
Carga máxima autorizada	Maximum authorized payload	780 kg	1085 kg - 2392 lbs	1230 kg - 2712 lbs	1580 kg - 3483 lbs	1960 kg - 4321 lbs	Carico massimo autorizzato	Charge maximale autorisée
Peso total	Total weight	165 kg	240 kg - 528 lbs	280 kg - 617 lbs	390 kg - 860 lbs	820 kg - 1808 lbs	Peso totale)	Poids total
Numero de compartimentos estancos	Number of airtight compartments	3	5	5	5	5	Numero di scompartimenti impermeabili	Nombre de compartiments étanches
Categoría de concepción	Design categories	C	C	C	C	B / C	Categoria di concezione	Catégorie de conception
Eje del motor: Corto Largo Extra Largo	Transom length : Short Long Extra long	L20"	L20"	L20"	XL25"	XL25"	Gambro : Corto Lungo Extra lungo	Arbre : Court Long Extra long
Potencia media recomendada	Average recommended power	30 hp	50 hp	70 hp	90 hp		Potenza media raccomandata	Puissance moyenne recommandée
Potencia media recomendada	Average recommended power	22 kW	37 kW	53 kW	68 kW		Potenza media raccomandata	Puissance moyenne recommandée
Potencia máxima autorizada	Maximum allowed power	50 hp	70 hp	90 hp	150 hp	250*	Potenza massima autorizzata	Puissance maximale autorisée
Potencia máxima autorizada	Maximum allowed power	37 kW	53 kW	68 kW	112 kW	147,2 kW	Potenza massima autorizzata	Puissance maximale autorisée
Velocidad máxima en mono	Maximum speed in mono		59 km/h - 37 mph	68 km/h - 42 mph	84 km/h - 52 mph	77 km/h - 48 mph	Velocità massima sci d'acqua	Vitesse maximale en mono
Longitud casco o de la Bolsa del flotador	Length of hull / 1st bag: buoyancy	3,63 m - 11'9"	4,08 m - 13'5"	4,63 m - 15'2"	5,21 m - 17'1"	6,06 m - 19'8"	Lunghezza scafo al primo sacco galleggiante	Longueur coque au 1er sac Flotteur
Ancho casco o de la Bolsa del flotador	Width of hull / 1st bag: buoyancy	1,24 m - 4'0"	1,36 m - 4'6"	1,42 m - 4'8"	1,96 m - 6'5"	1,85 m - 6'0"	Larghezza scafo al primo sacco galleggiante	Largueur coque au 1er sac Flotteur
Altura casco o de la Bolsa del flotador	Height of hull / 1st bag: buoyancy	0,69 m - 2'2"	0,75 m - 2'6"	0,8 m - 2'8"	1,3 m - 4'3"	1,2 m - 3'9"	Altezza scafo al primo sacco galleggiante	Hauteur coque au 1er sac Flotteur
Angulo de carena	Hull angle	19°	22°	27°	20°	24°	Angolo di carena	Angle de carène


SUNRIDER



500











550

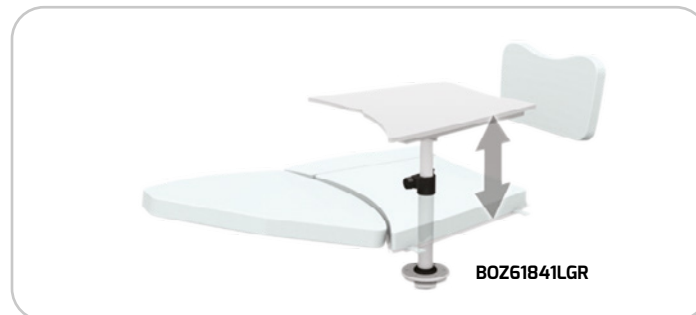
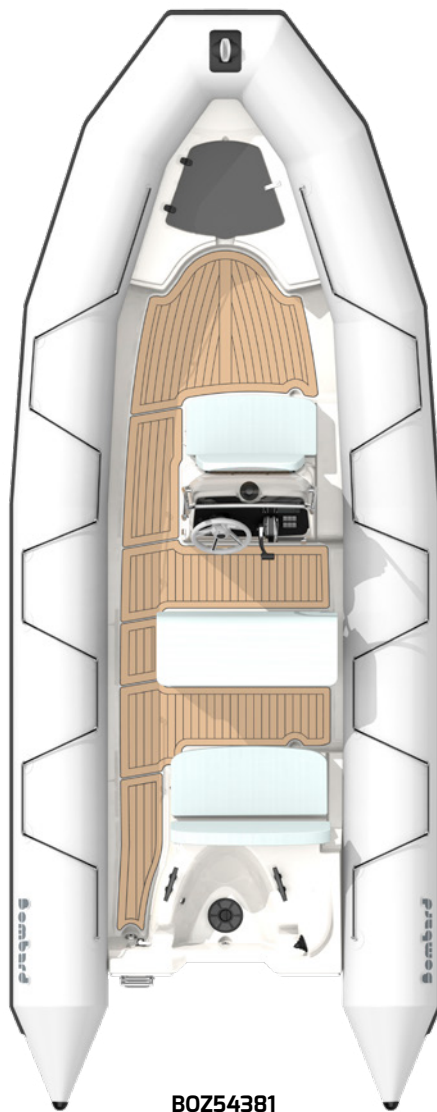


650

650

EQUIPAMIENTO OPCIONAL OPTIONAL EQUIPMENT EQUIPAGGIAMENTO OPZIONALE EQUIPEMENT OPTIONNEL

	150 hp
	6,35 m
	2,45 m
	470 kg
	13
	1.600 kg
	STRONGAN™ DUOTEX™
	77 L Integrado Integrated Integrato Intègré



550



90 hp



5,50 m



2,18 m



350 kg



11



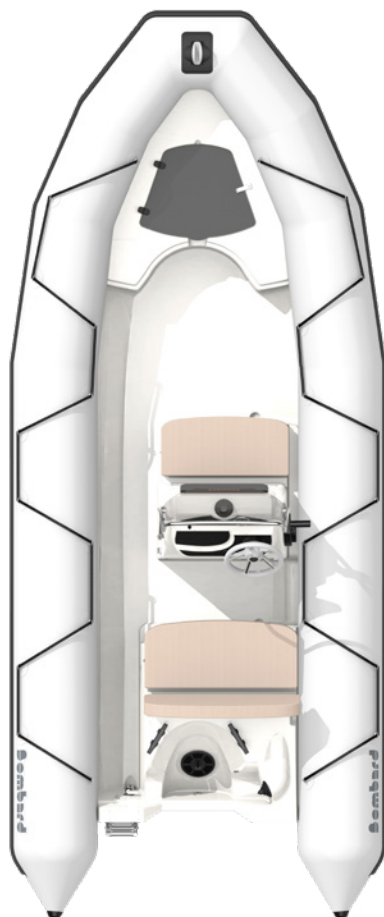
1.157 kg



**STRONGAN™
DUOTEX™**



77 L
Integrado | Integrated
Integrato | Intègré



BOZ54369

EQUIPAMIENTO OPCIONAL OPTIONAL EQUIPMENT EQUIPAGGIAMENTO OPZIONALE EQUIPEMENT OPTIONNEL



BOZ61840LGR












BOZ67861LGR



500

EQUIPAMIENTO OPCIONAL OPTIONAL EQUIPMENT EQUIPAGGIAMENTO OPZIONALE EQUIPEMENT OPTIONNEL

	70 hp
	5,00 m
	2,10 m
	310 kg
	9
	1.060 kg
	STRONGANT™ DUOTEX™
	54 L Integrado Integrated Integrato Intégré



BOZ54357



BOZ61839LGR



BOZ67860LGR



SUNRIDER



Eslera	Length overall	5 m - 16'5"	5,5 m - 18'1"	6,35 m - 20'10"	Lunghezza esterna	Longueur extérieure
Longitud habitable	Inside length	3,77 m - 12'4"	4,2 m - 13'9"	4,8 m - 15'9"	Lunghezza abitabile	Longueur habitable
Manga	Width overall	2,1 m - 6'11"	2,18 m - 7'2"	2,45 m - 8'0"	Larghezza esterna	Largeur extérieur
Anchura habitable	Inside width	1,1 m - 3'7"	1,22 m - 4'0"	1,35 m - 4'5"	Larghezza abitabile	Largeur habitable
Diámetro del flotador	Buoyancy tube diameter	0,5 m - 1'8"	0,5 m - 1'8"	0,55 m - 1'10"	Diametro del tubolare	Diamètre du flotteur
Número de pasajeros (ISO)	Number of passengers (ISO)	9	11	5/13	Numero passeggeri (ISO)	Nombre de passagers (ISO)
Carga máxima autorizada (kg - Lbs)	Maximum authorized payload (kg - lbs.)	1060 kg - 2337 lbs	1157 kg - 2551 lbs	1600 kg - 3527 lbs	Carico massimo autorizzato (kg - lbs.)	Charge maximale autorisée (kg-Lbs)
Peso total (kg - Lbs)	Total weight (kg - lbs.)	310 kg - 682 lbs	350 kg - 772 lbs	470 kg - 1036 lbs	Peso totale (kg - lbs.)	Poids total (kg-Lbs)
Numero de compartimientos estancos	Number of airtight compartments	5	5	5	Numero di scompartimenti impermeabili	Nombre de compartiments étanches
Categoría de concepción	Design categories	C	C	C	Categoria di concezione	Catégorie de conception
Eje del motor: Corto Largo Extra Largo	Transom length : Short, Long, Extra long	L20"	L20"	L20"	Gambro : Corto Lungo Extra lungo	Arbre : Court Long Extra long
Potencia media recomendada	Average recommended power	50 hp	70 hp	90 hp	Potenza media raccomandata (Ch)	Puissance moyenne recommandée (en ch)
Potencia media recomendada (en kW)	Average recommended power (kW)	37 kW	53 kW	68 kW	Potenza media raccomandata (kW)	Puissance moyenne recommandée (en kW)
Potencia máxima autorizada (en cv)	Maximum allowed power (Hp)	70 hp	90 hp	150 hp	Potenza massima autorizzata (Ch)	Puissance maximale autorisée (en ch)
Potencia máxima autorizada (en kW)	Maximum allowed power (kW)	53 kW	68 kW	115 kW	Potenza massima autorizzata (kW)	Puissance maximale autorisée (en kW)
Velocidad máxima en mono (km/h - mph)	Maximum speed in mono (km/h - mph)	58 km/h - 36 mph	67 km/h / 42 mph	78 km/h - 49 mph	Velocità massima sci d'acqua (km/h - mph)	Vitesse maximale en mono (en km/h - mph)
Longitud casco o de la Bolsa del flotador	Length of hull / 1st bag: buoyancy	4,04 m - 19'8"	4,6 m - 15'1"	5,4 m - 17'9"	Lunghezza scafo al primo sacco galleggiante	Longueur coque au 1er sac Flotteur
Ancho casco o de la Bolsa del flotador	Width of hull / 1st bag: buoyancy	1,28 m - 6'0"	1,41 m - 4'8"	1,73 m - 5'8"	Larghezza scafo al primo sacco galleggiante	Largeur coque au 1er sac Flotteur
Altura casco o de la Bolsa del flotador	Height of hull / 1st bag: buoyancy	1,66 m - 3'9"	1,7 m - 5'7"	1,73 m - 5'8"	Altezza scafo al primo sacco galleggiante	Hauteur coque au 1er sac Flotteur
Angulo de carena	Hull angle	22°	26°	21°	Angolo di carena	Angle de carène

T-TOP



Para montaje en cubierta y fijación a la consola
Toldo protector montado sobre estructura de aluminio anodizado de alta resistencia. Tejido de lona marina poliéster. Uniones y conectores en nylon.
Puede reducirse a la altura deseada.
Color: Azul Marino

T-Top for boats with central console

Heavy duty polyester marine canvas on aluminum frame.
All connectors and mounts made from marine grade polymers.
Can be trimmed to desired height.
Color: Navy Blue

Per il montaggio nel ponte e consolle
Tendalino montato sopra una struttura di alluminio anodizzato di alta resistenza. Tessuto in poliestere marino. Connettori in nylon. Altezza regolabile.
Colore: Blu

T-Top pour bateaux avec console centrale
Toile marine en polyester renforcé sur châssis en aluminium. Tous les connecteurs et supports sont fabriqués à partir de polymères de qualité marine. Il peut être coupé à la hauteur souhaitée. Couleur: bleu marine

REF	A (cm)	B (cm)	C (cm)	 (cm)		PARED TUBO WALL THICK PARETE TUBO EPAISSEUR TUBE
OCEMA0801	170	120	85	205	Ø 32 mm	1,6 mm
OCEMA0802	170	140	105	205	Ø 32 mm	1,6 mm


T-TOP HEAVY DUDY

Todos los componentes se fabrican en Nylon superior. Tubo de aluminio brillante. Lona ATLAS 100% poliéster.
Conectores de acero inoxidable 316.
Color: Azul

All components are manufactured in superior Nylon. Bright aluminum tube
Canvas ATLAS 100% polyester.
316 stainless steel connectors.
Color: Navy Blue

Tutti i componenti sono realizzati in nylon superiore. Tubo di alluminio brillante. Canvas ATLAS 100% poliestere.
Connettori in acciaio inossidabile 316. Colore: Blu

Tous les composants sont en nylon renforcé. Tube en aluminium brillant
Toile ATLAS 100% polyester.
Connecteurs en acier inoxydable 316.
Couleur: bleu

REF	A (cm)	B (cm)	C (cm)	
OCEMA0804	200	140	200	Ø 44 mm

Montaje en cubierta y fijación a la consola
Mounting on deck and fixing to the console
Per il montaggio nel ponte e consolle
Montage sur le pont et sur la consolle



BOZ67399
EASY PUSH
Válvula | Valve
Valvola | Soupape



BOZ67300
Tapon válvula | Plug valve
Tappo valvola | Bouchón soupape



BOZ67092
Válvula completa | Valve assy
Valvola completa | Soupape complet

BIMINI CRUISER

Toldo para cruceros de pesca y paseo.
Construidos con tubo de acero inox AISI 316 con uniones y terminales de acero 316. Tensores de cincha de poliéster y ganchos inox.

Tejido acrílico impermeabilizado, Sunbrella™. Color AZUL.





Velocidad máx: 40 nudos

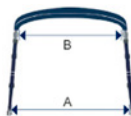
Bimini top in stainless steel 316.
Connectors and mounts made from stainless steel 316.
Polyester webbing straps and stainless steel fasteners.
Blue acrylic fabric Sunbrella™.
Rated to 40 knots

Telaio per piccole imbarcazioni da pesca. Costruito con tubo in acciaio inox AISI 316, con terminali in acciaio 316. Tenditore di cinghia in poliestere e ganci in inox.
Tessuto acrilico impermeabile, Sunbrella™. Colore BLU
Velocità massima 40 nodi

Dessus de bimini en acier inoxydable 316. Connecteurs et supports en acier inoxydable 316. Sangles en polyester et attaches en acier inoxydable.
Tissu acrilique bleu Sunbrella™.
Vitesse max 40 nœuds



REF			A (cm)	B (cm)		
OCEMA0663B	4	25 mm	240-270	255	250	155
OCEMA0664B	4	25 mm	270-300	285	250	155



WHITEWATER PRO BIMINI

Toldo para embarcaciones de pesca y paseo.
Construidos con tubo de aluminio anodizado, con terminales de plástico. Incluye soportes fijos, tensores de proa y ganchos de inox.

Tejido acrílico impermeabilizado, Sunbrella™. Color AZUL.





Velocidad máx: 40 nudos

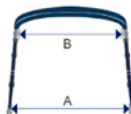
Bimini top in anodized aluminum.
Connectors and mounts made from marine grade polymers. Support poles included. Front wire stays with heavy duty snap hooks in stainless steel.
Blue acrylic fabric Sunbrella™.
Rated to 40 knots

Telaio per piccole imbarcazioni da pesca. Costruito con tubo in alluminio anodizzato, con terminali in plastica. Tenditore di prua e ganci in inox.
Tessuto acrilico impermeabile, Sunbrella™. Colore BLU
Velocità massima 40 nodi

Bimini en aluminium anodisé.
Connecteurs et supports en polymères de qualité marine. Bras de support inclus. Tendeurs d'étrave et crochets en acier inoxydable.
Tissu acrilique bleu Sunbrella™.
Vitesse max 40 nœuds



REF			A (cm)	B (cm)		
OCEMA0951B	3	25 mm	150-170	130	130	90



BOZ67080

NEW TYPE

Válvula aire | Air valve
Valvola aria | Soupape air



BOZ67301

Válvula completa | Valve assy
Valvola completa | Soupape complet



BOZ61065

M66 9FT
Cable de dirección | Steering cable
Cavo timoneria | Câble de direction



EXPLORER

	420	500	550	600	700	
	BOZ54335 BOZ54339 BOZ54343					
	BOZ54403	BOZ54336	BOZ54340	BOZ54344	BOZ54350	
✓		✓	✓	✓		1 BOZ61748 (800mm)
		✓	✓	✓	✓	2 BOZ61749 (800mm)
✓						3 BOZ61782 (800mm)
		✓	✓	✓	✓	4 BOZ61783 (1000mm)
		✓	✓	✓		5 BOZ61784 (1000mm)
✓	✓	✓	✓			6 BOZ61785
					✓	7 BOZ61608
✓	✓	✓	✓	✓	✓	8 BOZ61843
		✓	✓	✓	✓	9 BOZ61844
		✓	✓	✓	✓	10 BOZ61845
		✓	✓	✓	✓	11 BOZ61834
		✓	✓	✓		12 BOZ1167
✓	✓	✓	✓	✓	✓	OCEMA0663B
✓	✓	✓	✓	✓	✓	13 OCEMA0664B
✓	✓	✓	✓	✓	✓	OCEMA0951B
✓	✓	✓	✓	✓	✓	OCEMA0801
✓	✓	✓	✓	✓	✓	14 OCEMA0802
✓	✓	✓	✓	✓	✓	OCEMA0804

SUNRIDER



500 BOZ54357	550 BOZ54369	600 BOZ54381	
✓			BOZ61839LGR
	✓		1 BOZ61840LGR
		✓	BOZ61841LGR
✓			BOZ67860LGR
	✓		2 BOZ67861LGR
		✓	BOZ67862LGR
✓	✓	✓	OCEMA0663B
✓	✓	✓	3 OCEMA0664B
✓	✓	✓	OCEMA0951B
✓	✓	✓	OCEMA0801
✓	✓	✓	4 OCEMA0802
✓	✓	✓	OCEMA0804